


Made base out of wood and lined with fabric





Cover with thin pleather and stitched top one to seal on edge





Scrape off blue leather thickness to make it easier to put on corner





Solder copper wire and put in leather to make where the strap will be secured to, and make handle



The straps and hardware are all hand made, including strap, hook, d ring, strap slide, and false pin buckle..Solder wire to secure leather onto hooks. Soldered H shaped frame for adjustable straps.



Glued straps to secure top to bottom and snap openings. Soldered false pin buckle and glued on top of snap button.



